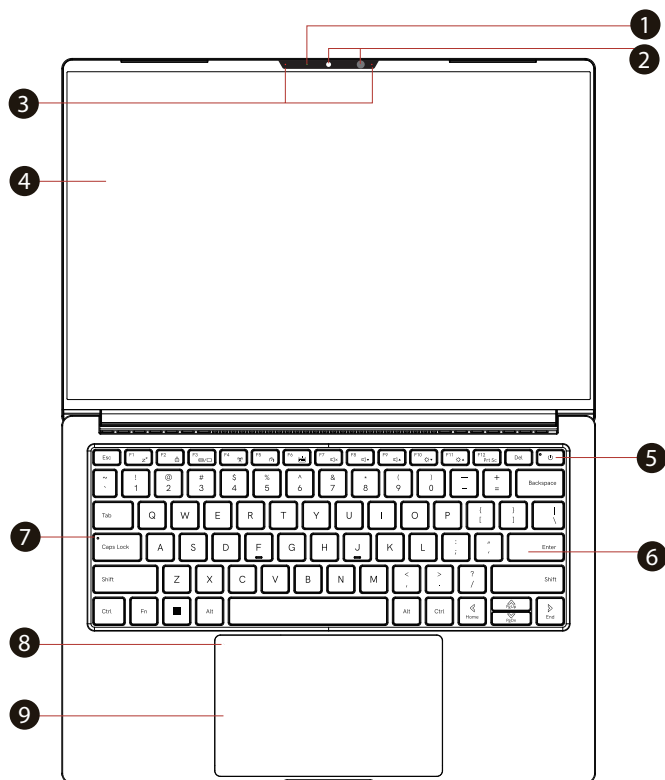


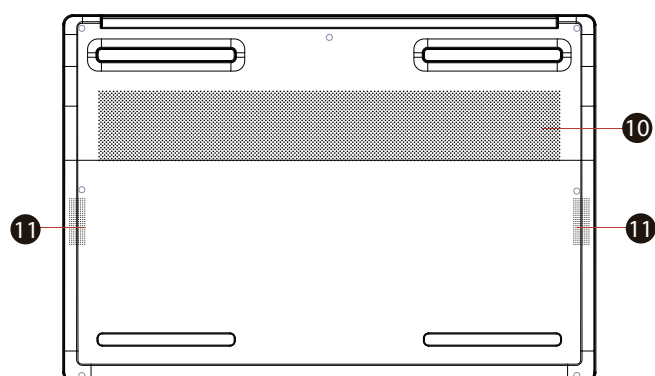


# EVO14-S/NT-14 Computer Configuration Guide [English]

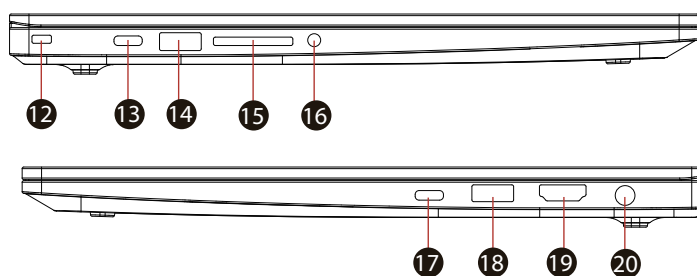


- 1- Camera Status LED
- 2- Camera  
Infrared Capability For Facial Reconition Camera
- 3- Microphone
- 4- LCD Screen
- 5- Power Button&LED
- 6- Keyboard
- 7- Caps Lock Status LED
- 8- Touchpad LED Indicator / Touchpad Switch
- 9- Touchpad / Click pad

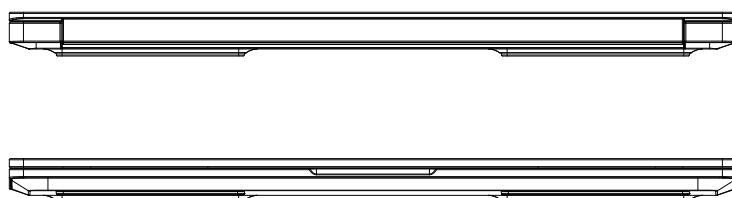
\*Click twice left corner will open or close (White light) touchpad functionality



- 10- Vents
- 11- Speaker



- 12- Kensington® Lock Port
- 13- USB Type C Port
- 14- USB Port
- 15- Card Reader
- 16- Audio Combo
- 17- Thunderbolt™4 (USB Type C 3.1)
- 18- USB Port
- 19- HDMI port
- 20- Power Connector



## Starting

\* Please note: The AC adapter included with your PC was specifically designed and approved for your model. Utilization of an after-market may damage either the notebook or other devices connected to it. If damage is determined to have been caused by utilization of an unauthorized power supply, it will not be protected under warranty.

